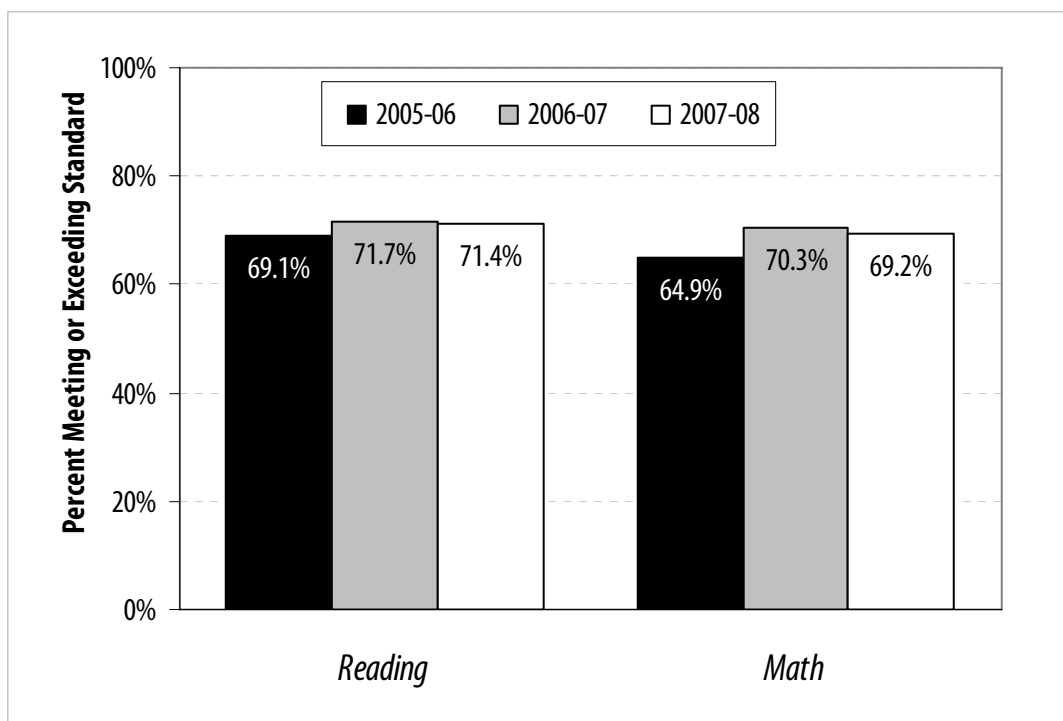


THIRD GRADE WASL RESULTS

The third grade is the earliest grade for which students' performance is measured against the Washington Essential Academic Learning Requirements (EALRs). Teachers, parents, and business leaders established the EALRs for each grade level, and the Washington Assessment of Student Learning (WASL) is the statewide measure of how many students are achieving those standards. The 3rd grade WASL covers the content areas of Reading and Mathematics. Third grade WASL results in these core areas indicate the degree to which schools have been successful helping students reach these benchmark standards and suggest the degree of later intervention/remediation needed to help students gain the skills and knowledge for continued success.

3RD GRADERS MEETING WASL STANDARD IN READING AND MATHEMATICS

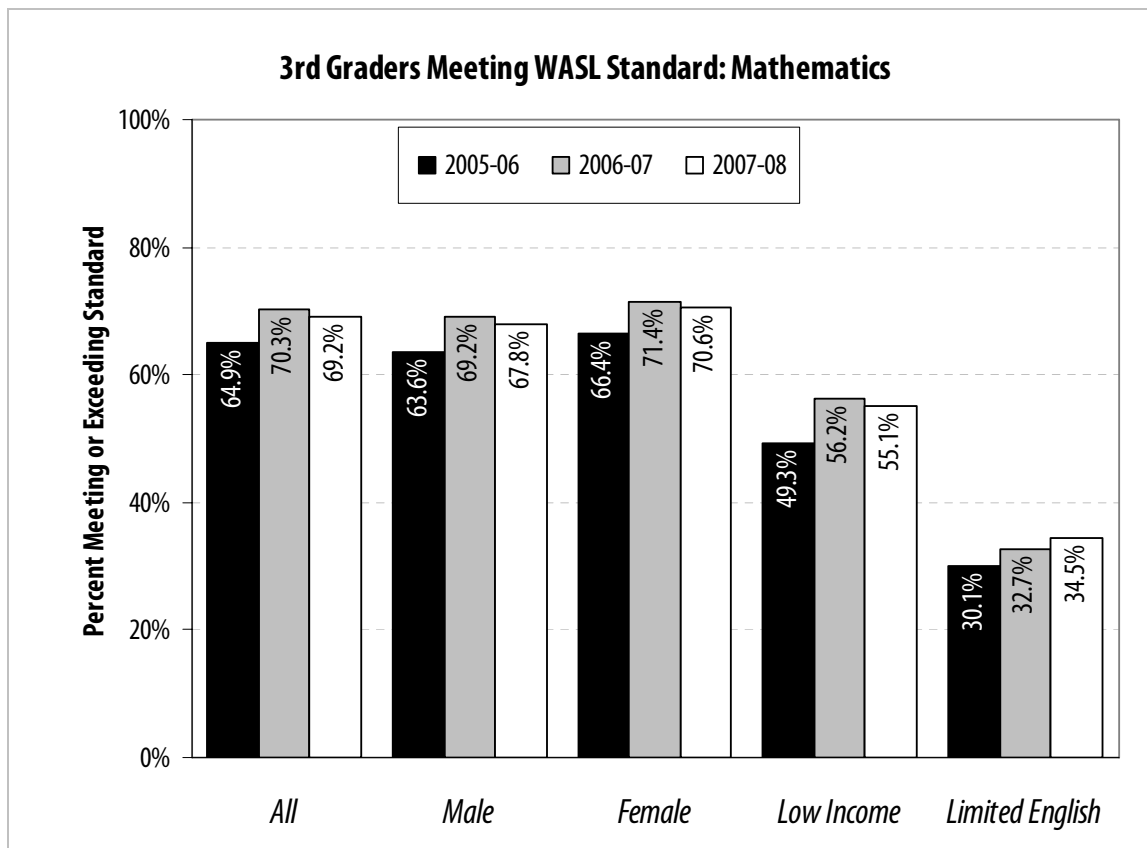
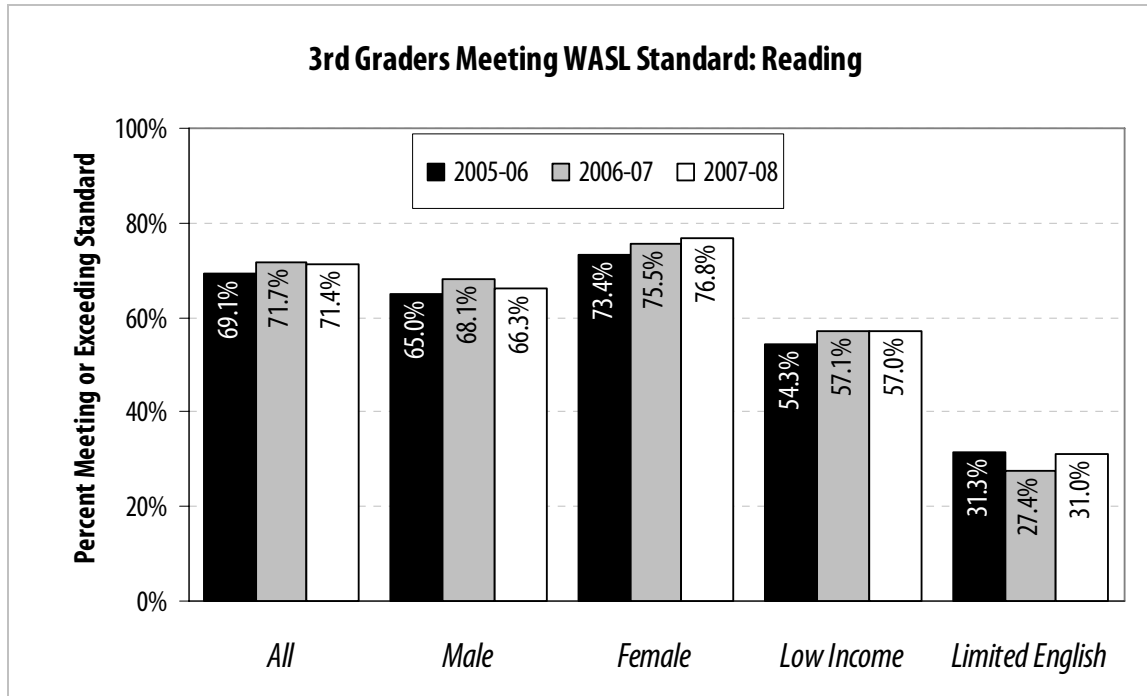


DEFINITION:

Among 3rd graders who took the 3rd Grade Reading WASL, what proportion met or exceeded the standard (Level 3 or Level 4)?

SOURCE: Office of the Superintendent of Public Instruction (OSPI)
[reportcard.ospi.k12.wa.us/]

ADDITIONAL DETAIL:



THIRD-GRADE WASL RESULTS

READING	All	American Indian	Asian	Black	Hispanic	White
2005-06	69.1%	52.5%	74.4%	54.3%	47.6%	75.5%
2006-07	71.7%	56.2%	75.9%	57.8%	49.7%	78.3%
2007-08	71.4%	55.3%	77.0%	57.1%	51.2%	77.9%

MATH	All	American Indian	Asian	Black	Hispanic	White
2005-06	64.9%	48.1%	73.3%	46.2%	42.2%	71.6%
2006-07	70.3%	52.5%	78.1%	52.9%	49.6%	76.6%
2007-08	69.2%	52.7%	78.2%	50.8%	49.7%	75.4%