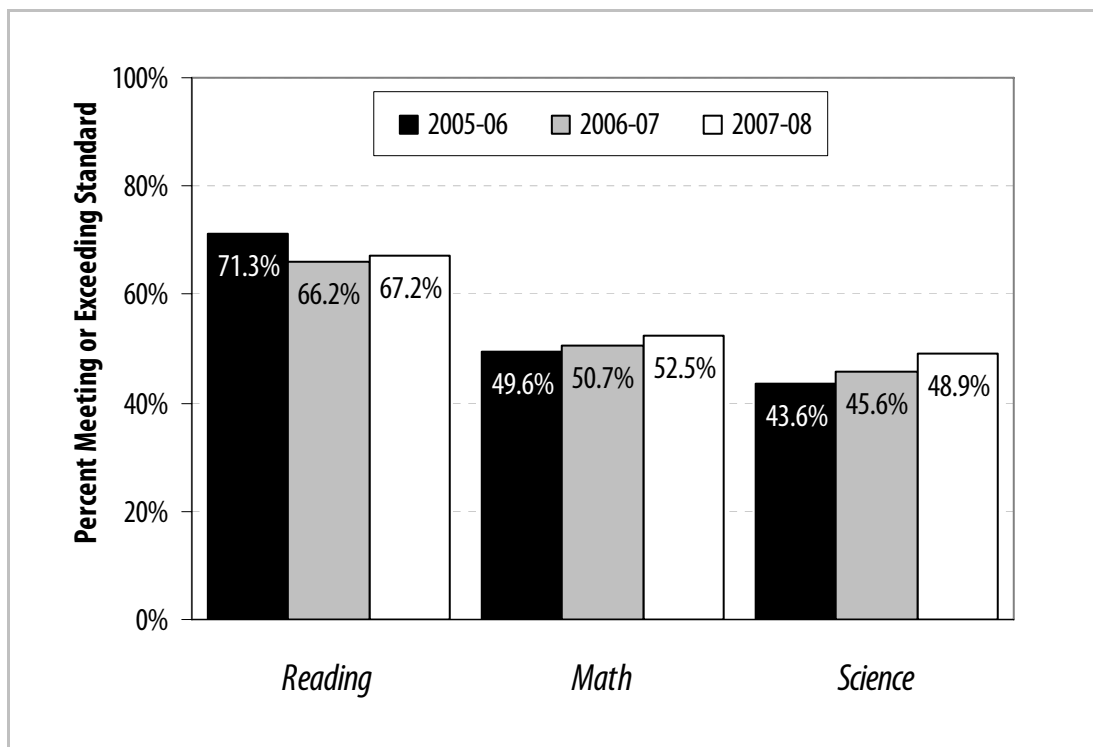


# 8<sup>TH</sup> GRADE WASL RESULTS

The eighth grade Washington Assessment of Student Learning (WASL) in the core areas of Reading, Mathematics, and Science measures students' performance against the Essential Academic Learning Requirements (EALRs) for that grade level, as developed by teachers, parents, and business leaders. Eighth grade WASL results in these core areas indicate the degree to which schools have been successful in helping students reach these benchmark standards and suggest the degree of later intervention/remediation needed to help students gain the skills and knowledge for continued success in high school and beyond.

## 8<sup>TH</sup> GRADERS MEETING WASL STANDARD IN READING, MATHEMATICS, AND SCIENCE

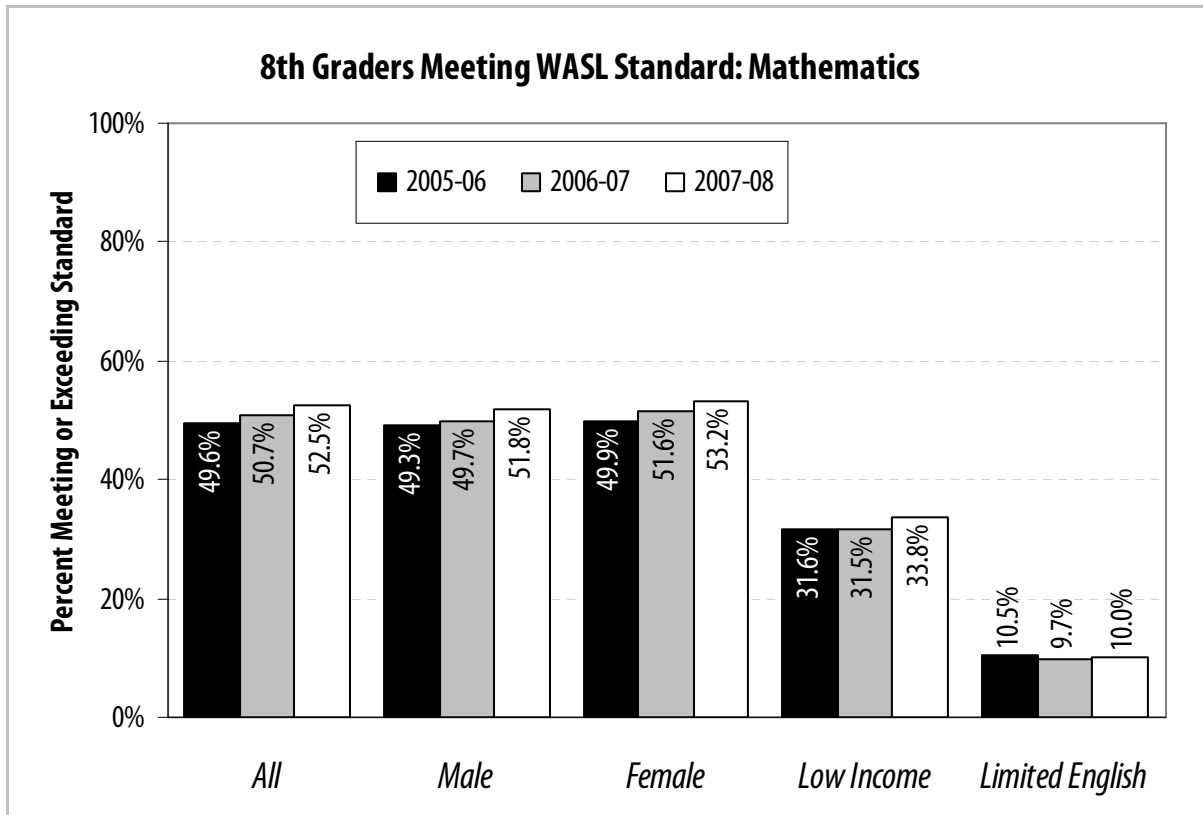
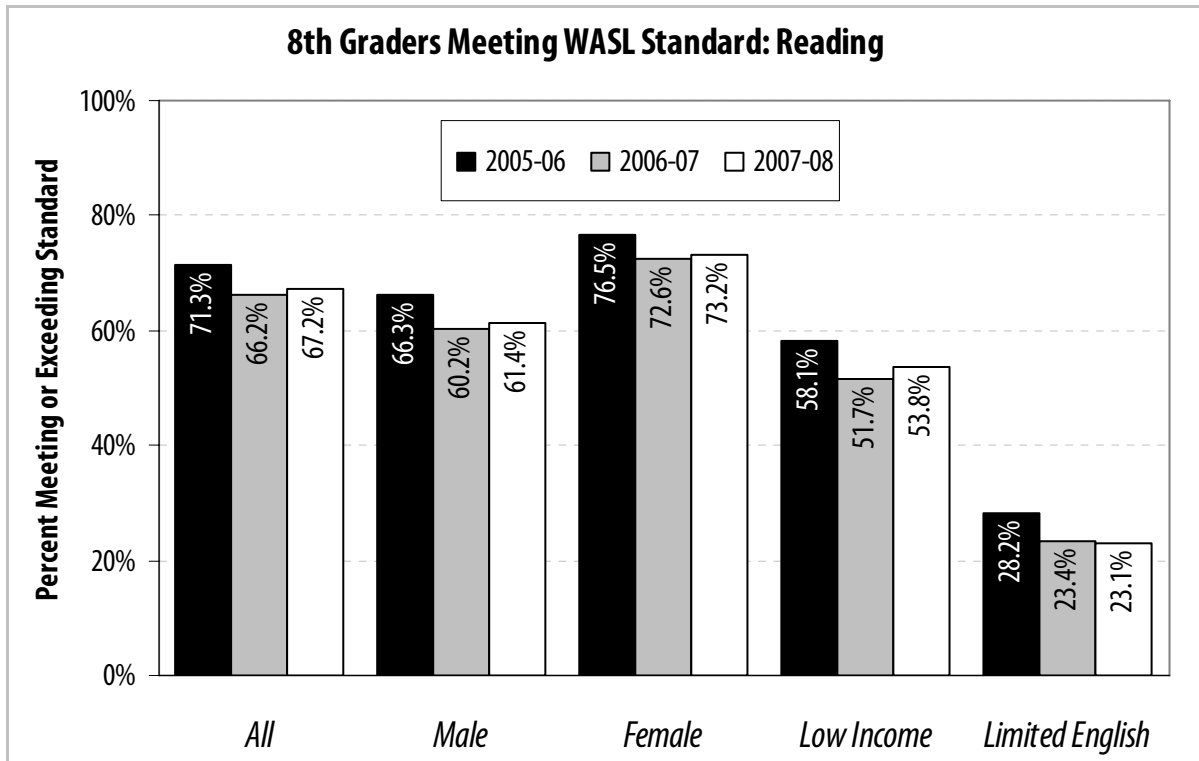


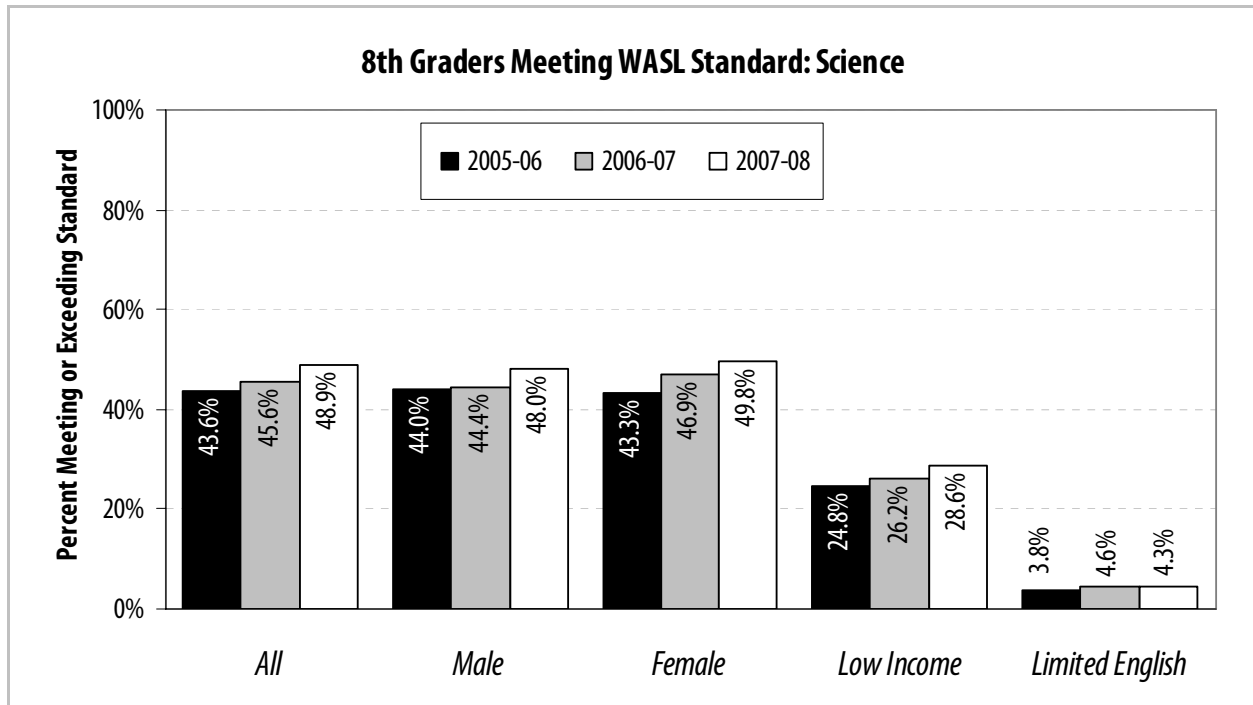
### DEFINITION:

Among 8<sup>th</sup> graders who took the WASL tests for Math, Reading, or Science, what proportion met or exceeded the standard (Level 3 or Level 4) for each?

**SOURCE:** Office of the Superintendent of Public Instruction (OSPI)  
[reportcard.ospi.k12.wa.us]

**ADDITIONAL DETAIL:**





<b>READING</b>	All	American Indian	Asian	Black	Hispanic	White
2005-06	71.3%	57.8%	78.3%	55.3%	56.4%	75.0%
2006-07	66.2%	49.1%	73.3%	49.4%	50.9%	70.5%
2007-08	67.2%	52.1%	76.5%	54.7%	53.6%	70.7%

<b>MATHEMATICS</b>	All	American Indian	Asian	Black	Hispanic	White
2005-06	49.6%	31.4%	60.7%	22.9%	26.8%	55.3%
2006-07	50.7%	29.5%	59.4%	25.4%	27.7%	57.1%
2007-08	52.5%	33.7%	65.1%	28.5%	30.5%	58.4%

<b>SCIENCE</b>	All	American Indian	Asian	Black	Hispanic	White
2005-06	43.6%	26.2%	47.7%	18.5%	19.1%	50.3%
2006-07	45.6%	25.0%	51.2%	21.5%	21.7%	52.3%
2007-08	48.9%	29.7%	55.7%	25.9%	23.4%	56.2%