

# Washington State Education Research & Data Center

WICHE  
Boulder, CO  
December 17, 2008

Office of Financial Management  
State of Washington  
[www.erdcenter.org](http://www.erdcenter.org)

# Background

RCW 43.41.400: established an “education data center” in OFM.

ERDC shall, jointly with the Legislative Evaluation and Accountability Program (LEAP) committee:

- Conduct collaborative analyses of early learning, K-12, and higher education programs across the P-20 sectors
- Compile and analyze education data, disaggregated by demographics
- Collaborate with LEAP and legislative committees to identify data to be analyzed to ensure legislative interests are served
- Track enrollment and outcomes through the Public Higher Education Enrollment System (PCHEES)
- Assist in developing long-range enrollment plan for higher ed
- Provide research that focuses on student transitions in early learning, K-12, and postsecondary education
- Make data available to agencies that contribute to ERDC, to extent allowed

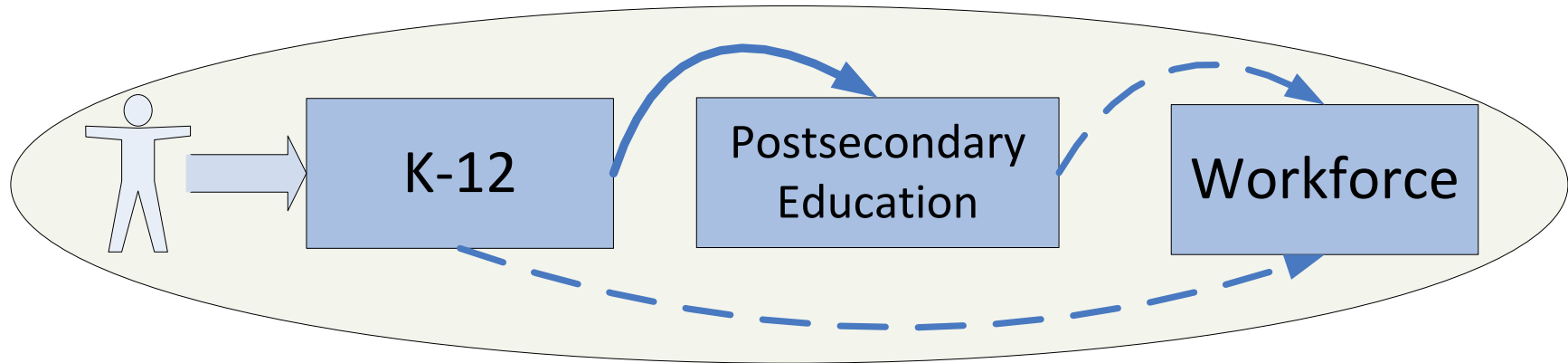
# Partnerships

- Department of Early Learning (DEL)
- Office of Superintendent of Public Instruction (OSPI)
- State Board for Community and Technical Colleges (SBCTC)
- Higher Education Coordinating Board (HECB)
- Workforce Board
- Public baccalaureate institutions
- Professional Educators Standards Board
- State Board of Education
- Employment Security Department (ESD)
- Department of Social and Health Services (DSHS)

# Partnerships

(These agencies) shall work with the education data center to develop data-sharing and research agreements, consistent with applicable security and confidentiality requirements, to facilitate the work of the center.

# ERDC: Data Spanning the Sectors



***K – 12***


- Race – Ethnicity
- Income (Free/Reduced-Price Lunch)
- English Language Learner
- Learning Assistance Program
- Geography
- WASL
- Graduation

***Postsecondary***

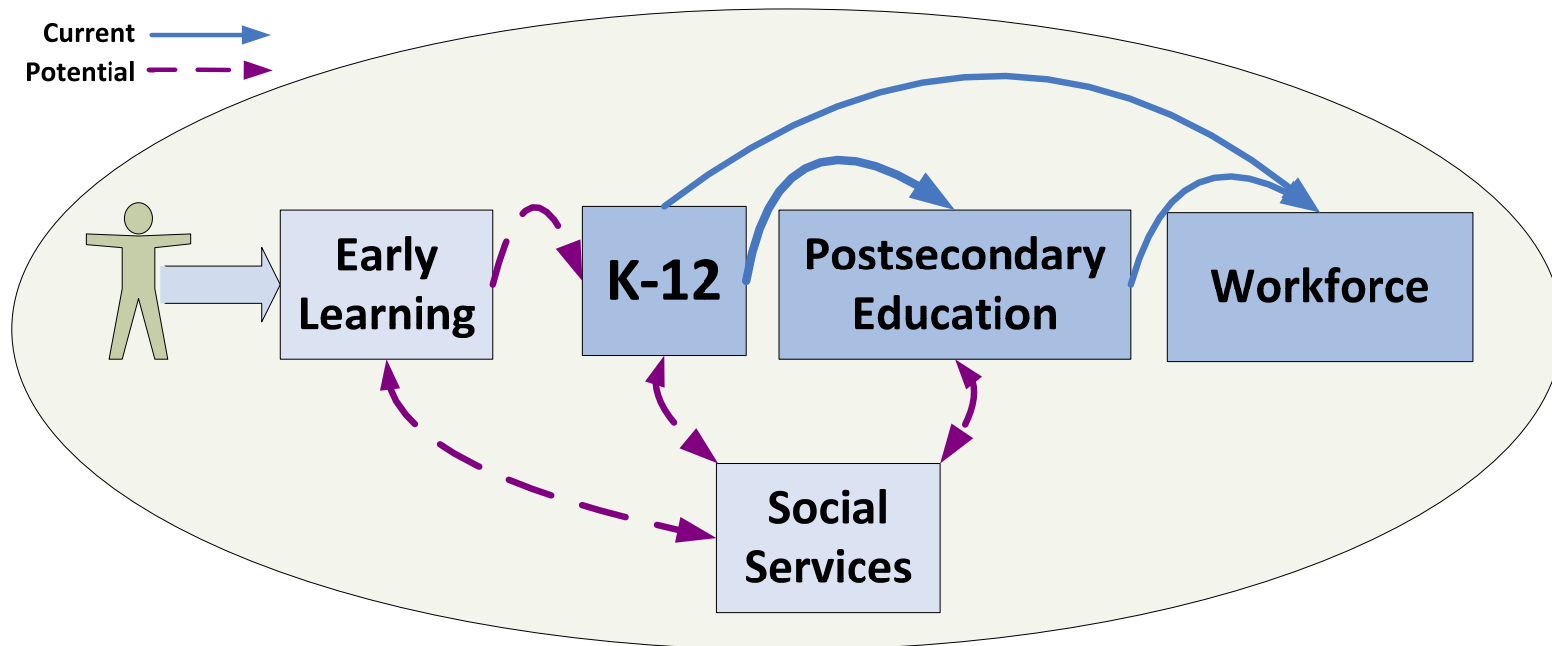
- Enrollment
- Transfer
- Certificates/Degrees
- Remedial Course-taking
- Financial Aid
- Field of Study

***Workforce***

- Employment
- Earnings

Existing link   
Link forthcoming 

# Possibilities: Data Spanning the Sectors



**Early Learning**  
ECEAP  
Child care subsidies

**Social Services**  
TANF  
Basic Food  
Foster care  
Medicaid

**K – 12**  
Graduation  
ELL  
WASL  
Income  
(more)

**Postsecondary**  
WA Public 4-Year  
and 2-Year Colleges  
Apprenticeships  
National Clearinghouse

**Workforce**  
Employment  
Earnings